

# Lake Superior College Emergency Notification System Instructions

Please click on the following link: <https://lsc.bbcportal.com/Entry>

& O L F N <sup>3</sup> 6 L J Q 0 H 8 8 Enter ~~DO NOT~~ or password

Kv Ç}µ P} š} Ç}µœ >^ u ]o }µvšU }%o v šZ u ]oU v o] l }v šZ o] l š  
<µ •š]]v•X z}µ u Ç • o š ](( œ vš <µ •š]]v•X o] l }v ^ À X U



Click the Login button.


v š Œ Ç } μ Œ ^ š Œ / • Ç } μ Œ ] v š ] ( [ š ] } v }

^'Œ š J t (}μ v }v š š Y\_ ĆZk,Associate%o Œ X

The next screen displays your email address. z ^U š Z]• ]• u]v \_ •Z}μ o oŒ Ç Z I X  
Click Next to continue.




On this screen you can add a phone number or additional email addresses.



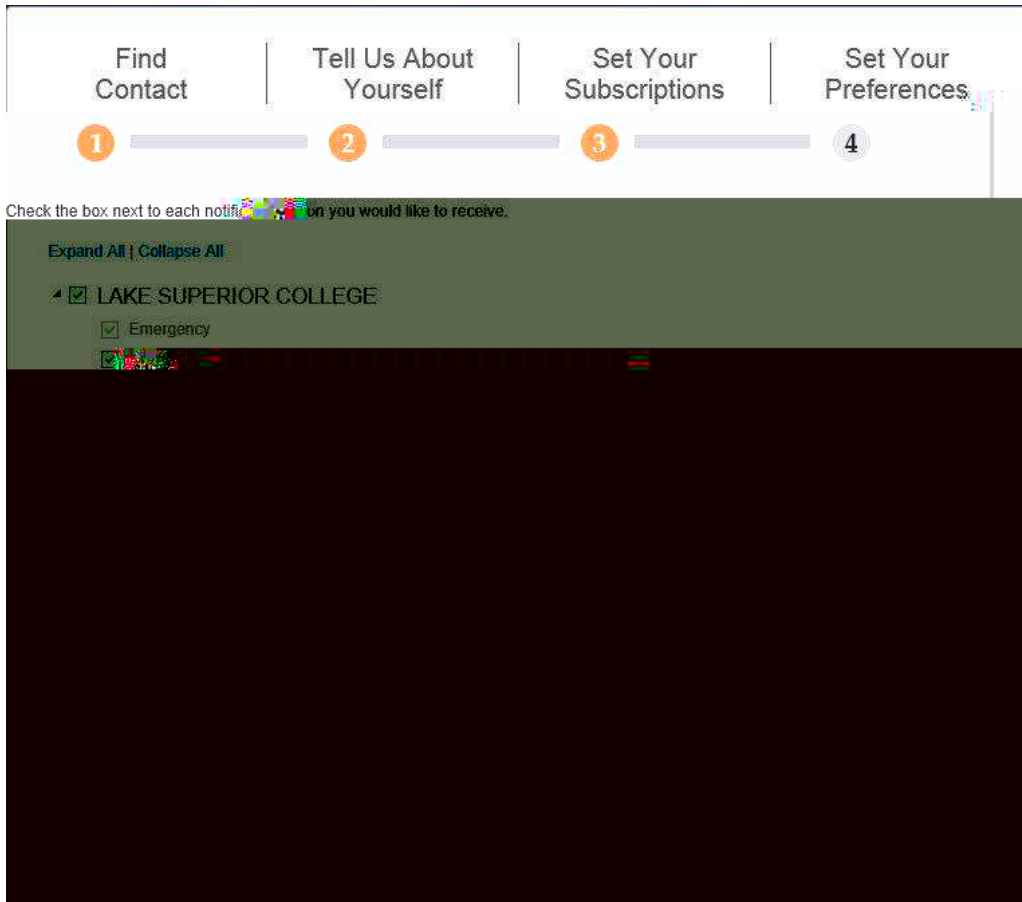
To add a mobile phone with text messaging:  
Click add phone.  
Enter your 10 digit number  
Check the Text box  
Choose a label to identify the device.  
Click Save.

To add an additional email address:  
Click add email.  
Enter the email address.  
Click Save.

K v Ç } μ [ À ( ] v ] • Z ] v P Ç } μ Œ v μ u Œ • v u  
o ] | E Æ š š } )ntinue.



LAKE SUPERIOR COLLEGE, Emergency and Outreach should be checked by default.  
Click Next > > Z > } > X



If you subscribed to text message alerts, you should receive a text message confirmation of this:

